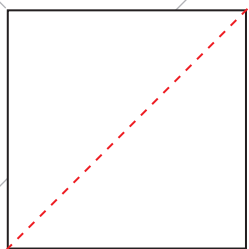
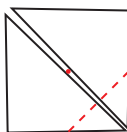




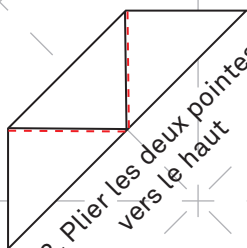
Sciences



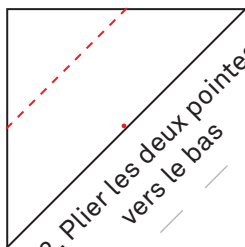
1. Plier la feuille en deux



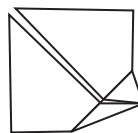
4. Plier la pointe  
au centre



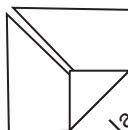
3. Plier les deux pointes  
vers le haut



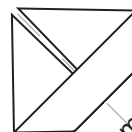
2. Plier les deux pointes  
vers le bas



5. Retourner



4. Ramener la pointe vers  
le bas pour créer le support



Terminé