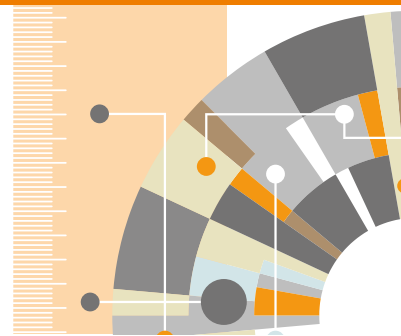


# CiteScore™ metrics

**Don't Speculate. Validate.**

It's time for a *new* standard of journal citation impact.



CiteScore™ metrics are a new standard that help to measure journal citation impact. They are comprehensive, transparent, current and free metrics for helping to analyze where research outputs are published.

## Comprehensive

CiteScore is essentially the average citations per document that a title receives over a three-year period. It is simple to replicate. A CiteScore 2015 value is available for most active serial titles in Scopus – journals, book series, conference proceedings and trade journals – that started publishing in 2014 or earlier. CiteScore does not discriminate: if a serial title can be cited, CiteScore will count it.

## Current

CiteScore Tracker shows how the current year's CiteScore builds up each month. New serial titles can receive CiteScore metrics the year after they are first indexed by Scopus.

## Transparent

The calculation of CiteScore is straightforward with no secret algorithms or hidden details. The freely available **Source Details** screen on Scopus displays the exact figures used to determine the score.

## Free

There is no charge to use CiteScore metrics. Anyone can access serial-level metrics functionality on Scopus, as well as all CiteScore metrics, without cost.

### CiteScore metrics are Comprised of Eight Metrics:

- CiteScore
- CiteScore Percentile
- CiteScore Rank
- Document Count
- CiteScore Tracker
- CiteScore Quartiles
- Citation Count
- Percentage Cited

## The CiteScore metrics Advantage

Researchers, publishers, information professionals, institutional leaders, funders and others in academia can use CiteScore metrics to gain greater insight into journal citation impact. As parts of a multi-dimensional basket of metrics, CiteScore metrics help boost confidence in decision making. CiteScore metrics can help to:

- **Reveal** titles to create reading lists, as well as acquire evidence about title relevance and performance in a field
- **Analyze** the citation impact of a library's collection, where an output is published, and publication/portfolio strategies
- **Validate** tenure, promotion and publishing decisions

### Accessing CiteScore metrics is Easy

Visit these websites for free access to CiteScore metrics:

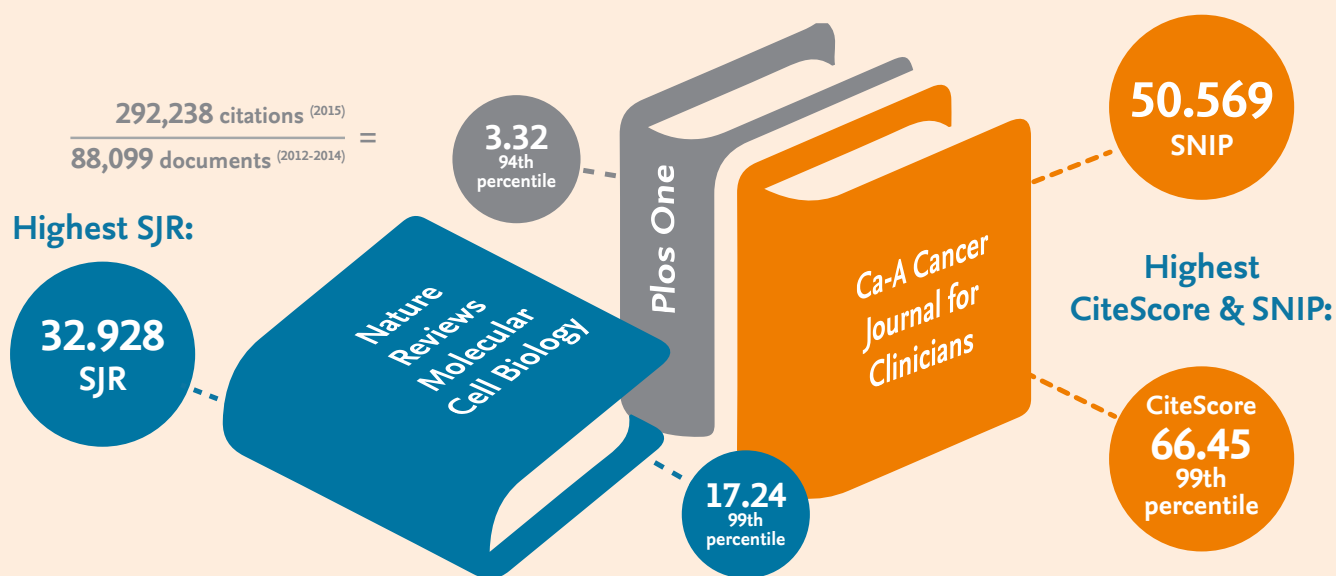
- Scopus.com
- journalmetrics.scopus.com
- Journal homepages on Elsevier.com:  
journalinsights.elsevier.com/journals

CiteScore metrics are also available in SciVal, and will soon be integrated into the following solutions to aid in serial title-level analysis and evaluation:

- Pure
- ScienceDirect
- Mendeley

## Highest metric scores

Highest citation and document counts



Calculated using data from Scopus®, the largest abstract and citation database of peer-reviewed literature, CiteScore metrics help you validate the citability of journals and proceedings, and help to empower you with information you need to make well-informed decisions.

CiteScore metrics are a part of a basket of metrics that will continue to evolve and grow with input and guidance from the research community.

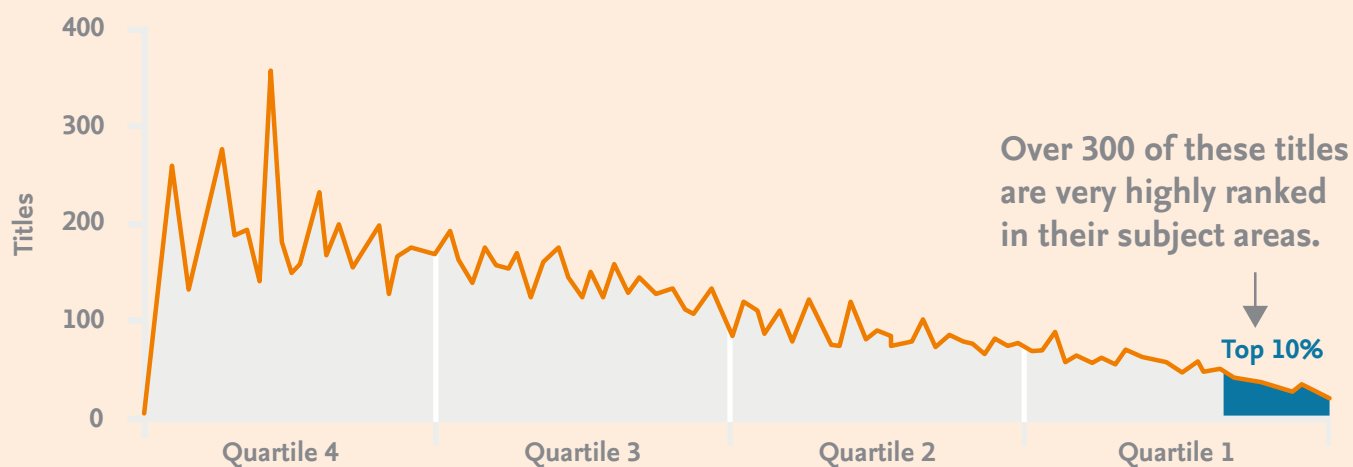
**Journal of Biomedical Science**  
 Open Access  
 Scopus coverage years: from 1993 to Present  
 Library subscription: from January 2009 to December 2099  
 Publisher: BioMed Central  
 ISSN: 1021-7770 E-ISSN: 1423-0127  
 Subject area: Medicine: Biochemistry (medical)

**CiteScore 2015**: 3.07  
**SJR 2015**: 1.632  
**SNIP 2015**: 1.560

**CiteScore rank**  
 In category: Biochemistry (medical)  
 Percentile: 84th Rank: 89/56

**CiteScore Tracker 2016**  
 Citation Count 2016: 581 citations to date  
 Documents 2013-2015: 330 documents to date

**+11,000 titles**  
 with a CiteScore and no journal Impact Factor



**22,256**  
titles and growing



Largest Subject Area

**330**  
disciplines

**1,549**  
titles



## Two Golden Rules for Research Metrics

When used correctly, research metrics – together with qualitative input – give a balanced, multi-dimensional view for decision-making.

1. Always use both qualitative and quantitative input into your decisions.
2. Always use more than one research metric from the basket of metrics as the quantitative input.

### Get Involved

Help to define the basket of metrics. Learn how you can get involved on the Scopus blog: [blog.scopus.com/get-involved](http://blog.scopus.com/get-involved).

### About Scopus®

Scopus is the largest abstract and citation database of peer-reviewed literature: journal, books, conference proceedings and more. Scopus features smart tools to track, analyze and visualize research to deliver a comprehensive overview of the world's research output in science, technology, medicine, social sciences, and the arts and humanities. Scopus serves as the foundation for CiteScore metrics.

For more information about CiteScore metrics, as well as Source Normalized Impact per Publication (SNIP) and SCImago Journal Rank (SJR), please visit [journalmetrics.scopus.com](http://journalmetrics.scopus.com)

Copyright ©2017 Elsevier B.V. All rights reserved.